

PENDELLEUCHTE

Arbeitsplatzbeleuchtung

R 185



✓ Sensorik und
Smarttechnologie



HCL optional



Länge = 1260 – 2000mm

 **DLQ XL**
(Varianten 2 x 5)
Max. 8000 Blm
Max. 50 W

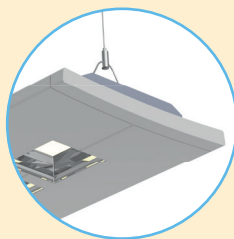




Indirekteinheit (optional)


 **DLQ**
(Varianten 6 x 4)
Max. 5000 Blm
Max. 35 W



 **Microprisma**
(Varianten zwei Module)
Max. 7000 Blm
Max. 50 W

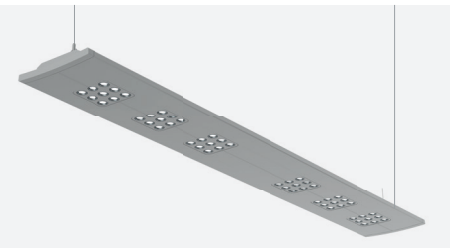
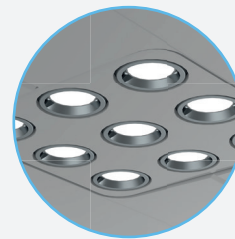


Endkappe
Breite: 185 mm
Höhe: 30 mm



Stirnblech
Breite: 185 mm
Höhe: 30 mm

R-Reflektor
(Varianten 6 x 9)
Max. 6000 Blm
Max. 40 W



 **R-Reflektor**
(Varianten 2 x 24)
Max. 5900 Blm
Max. 50 W

